

THE FLIMSY BOARD



[BNMR is a 100% NMRA
Member Club](#)

Watch your email and
the website for news and
updates about meetings,
clinics, and clubhouse
status.



*Bill Hupé applying finishing touches to the new addition to the HO layout incline track.
Additional photos on page 6.*

CLUBHOUSE CALENDAR

Dates and times are subject to change — consult the website for updates.

OCTOBER

- 8th..... Open House 12 pm to 4 pm.
- 13th..... Open House 12 pm to 4 pm.
- 15th..... Open House 12 pm to 4 pm.
- 20th..... Open House 12 pm to 4 pm.
- 22nd..... Open House 12 pm to 4 pm.
- 27th..... Open House 12 pm to 4 pm.
- 27th..... Board Meeting, 6 pm at the clubhouse.
- 29th..... Open House 12 pm to 4 pm.

NOVEMBER

- 3rd..... Open House 12 pm to 4 pm.
- 3rd..... Business meeting, 6 pm at the clubhouse.
- 5th..... Breakfast social time at All Star Lanes, 8:30 am.
- 5th..... Open House 12 pm to 4 pm.

THE FLIMSY BOARD

Official Publication of the Bremerton Northern Model Railroad, Inc

The club is incorporated in the State of Washington as a non-profit and is recognized by the IRS as a 501 (c)(7) social club. We are a 100% National Model Railroad Association (NMRA) membership club.

FLIMSY BOARD STAFF:

Editor: Bert Cripe
Submit Contributions to: bert@wavecable.com

Submittal deadline is the 30th of the month, publication date is the weekend after the business meeting.
Copyright 2022 BNMR, Inc.

Unless otherwise noted photos are by the Editor.

MEETINGS NOTICE:

Business meetings are held on the first Thursday of the month in the clubhouse. Board meetings are held periodically in the clubhouse on the last Thursday of the month. The January meeting is our annual dinner meeting held at a local restaurant.

OFFICERS:

President:..... Bruce Himmerick
Vice President: John Forsythe
Secretary:..... Bill Hupé
Treasurer : Wes Stevens
Sergeant-at-Arms: Jerry Enders
Directors: Bert Cripe, Ray Hagele,
..... Positions 2 & 3 vacant
Librarian Tom Barrett
Web Site: <http://www.bnmrr.org>
Facebook: <https://www.facebook.com/groups/1988490354736510/>

TABLE OF CONTENTS

From the Editor’s Desk	3
Upcoming Regional Events	4
New Member Report.....	4
N Division Report	5
YVT Steeple Cab #298	6
HO Layout Photos.....	6
Train Spotting Photos.....	7 - 8
Pacific Rim Hobby.....	9 - 10

FROM THE EDITOR'S DESK

Resources and date confusion:

It seems there was some confusion at the beginning of the month about when the Social Breakfast meeting is held. It is the first Saturday of the month unless moved for some reason, such as a holiday. The location is All Star Lanes & Casino, 10710 Silverdale Way NW, Silverdale.

I find that members seem to forget the website has a calendar that I keep as up to date as I am able:

<http://www.bnmrr.org/calendar.html>

As for other resources, I encourage all members to spend a few minutes to look at the various links and handouts available on the club's website. Both divisions have information available as well as the club's governing documentation. There are handout from clinics we have had as well as links to other organizations.

Communications

One problem the club suffers from is a lack of good communication. I have come to realize this is a common problem. Frequently emails are not acknowledged let alone answered. How difficult is it to push the 'Reply' button, type 'Thanks', then push 'Send'? Naturally not all emails need to be acknowledged such as when I send out the Flimsy or when the meeting minutes and agendas are sent, but a specific message with information or a question really should be treated with more consideration and respect.

October Business Meeting Updates

For those of you who were not at the meeting, here are some highlights and information you should be aware of:

A change to the bylaws was not acted upon due to not having the number of members the bylaws requires in order to vote on proposed changes. It was decided to send an email to each member to vote on the issue. Expect to receive

some soon about this subject.

Resignations: Last month the club lost three members by resignation. We did gain one new member. There was once a sign in a Port Orchard business that read: "If we don't take care of our customers, someone else will."

That idea applies to a club in regard to its members just as well. A club cannot survive if the membership does not remain active nor if the officers do not remain aware of what the members want or need to get from their club experience.

Again this comes down to communications from both sides and between each other. If the neither the officers nor the members will talk to each other to express needs, views, desires or opinions the organization will suffer.

Whether you hold office or not ask yourself if you are doing what you should to support your fellow members and the club.

Halloween Trick or Treating

The mall is sponsoring trick or treating on Monday, October 31st from 5 until 7 pm. The club will participate. It is anticipated that we will hand out candy from just outside the front door since it is so narrow. A constant flow of parents and children would be difficult, however we may have the layout operational. In that case we would want to have five or six person running trains as well as three or four outside. More later.

Election of Officers for 2023

Several offices are up for election. Nominations will open in November with the election to be held at the December meeting. I have been on the board for four years which is enough - it is time for another person to do their duty, hold office, and support the club. It is not that difficult and remember the more you give the more you get in return. Expect to hear from Bill Hupé in the coming weeks about this topic.

....BC

UPCOMING EVENTS AROUND THE REGION

Lewis County Model Train Show & Swap Meet

October 8-9

SWW Fair Grounds, Blue Exhibition Hall, 1909 South Gold St, Centralia

Hours Saturday 10 to 4 and Sunday 10 to 2

Contact Ted Livermore 360-985-7788 or 360-269-0921 or tedstrains@lewiscounty.com

42nd Annual Boeing Employees Model Railroad Club Swap Meet

November 12

Kent Commons, 525 4th Ave N, Kent, WA 98030

Saturday 9:30 to 4

“Over 200 vendor tables”

Website: <http://www.bemrrc.com/>

The 26th Annual Model Train Festival

December 16 through January 1, 2023

Closed December 24th and 25th

Washington State History Museum, 1911 Pacific Avenue, Tacoma, WA 98402

<https://www.washingtonhistory.org/exhibit/trainfestival-2022/>

United Northwest Model Railroad Club Show & Swap Meet

February 25 & 26, 2023

Evergreen State Fairgrounds, Monroe WA

Great Train Show

January 14 & 15

Clark County Events Center, Ridgefield, WA

Website: <https://www.trainshow.com/>

Great Train Show/World's Greatest Hobby on Tour

January 21 & 22

Washington State Fairgrounds, Puyallup, WA

Website: <https://www.trainshow.com/>



Prototype Slug Photo by Pete Bieber.

NEW MEMBER REPORT

Welcome Trish Williams to the club.

N DIVISION REPORT

We held a planning meeting last month to discuss work remaining to be done on the layout, structures we might build for various industries, and formal operations methods. We intend to begin frequent work sessions to kit-bash and scratch build structures for a wood working industry on the Fartheron module. The structures will be based upon an article in the July 1982 issue of Model Railroader. The article includes both historic photos of the subject and pictures of a model the author built as well as N scale drawings. Using the drawings to make paper mockups indicates a scene can be made to fit in the available space on the layout very well.

Additional projects include a stock pen and loading chute for the Homestead Corner module. Interchange Corner will become an interurban area with several buildings sourced from existing ones on hand and DPM kits.

The grain elevator siding on Himmerick North and South sub-modules has been placed in operation. Track painting and scenery needs to be completed. During the open house on Thursday, September 22nd, Jack and I worked through various methods of car arrival and departure schemes and using a locomotive stationed at the facility to simulate processing covered hopper cars through the elevators. We spent about an hour and a half working the siding with Jack functioning as the road engineer and me as the local switch engine engineer.

Backdrop boards need to be finished either with painted scenery or photos. Perhaps a combination of the two may be used as well.

Tunnel Mountain needs a second PSX-AR installed and Tortoise switch machine to position the wye turnout on the inner loop. I intend to begin work on this soon.

In the planning stage is a staging yard for the north end of the layout. This will be accessed

via a turnout inside Tunnel Mountain. The yard will have 3 tracks. The yard module frame is built and painted, but track will not be installed until the turnout inside the tunnel is installed. The big job is the installation of the approach turnout inside the tunnel and the controls for turnout positioning method.

A new short siding is planned for the Corner Lake module. The club has a couple of beer can tank cars that will be used to service some sort of business dealing in chemicals. All materials, including track and structures, are on hand to complete the scene, time is the holdup at this point.

Jack has been busy applying ballast to track on various modules. This will really help to improve layout appearance.

Back in June we treated the track to a coating of NO-OX ID. The results have been very satisfying – locomotives have been running quite well. The only track cleaning we have done has been where new ballast has been spread and glued down. The application of alcohol and glue tends to get on the rail heads even when care is used.

Slowly as time and funds allow I have been processing division owned rolling stock through our car maintenance and upgrade process. There are currently 68 pieces of rolling stock in the Access database with 42 cars identified as operational. I estimate there are an additional 150 cars not yet entered into the database. Thirty-six of the cars have been photographed for the car cards that can be used for forwarding during formal operations.

Now that the weather is changing to Fall like and those projects around the house are about finished, I expect we will have more time to work on the layout, build more structures, groom rolling stock, and prepare for operations.

...BC



YAKIMA VALLEY TRANSPORTATION STEEPLE CAB #298

Yakima Valley Transportation Company #298, celebrated its 100th birthday (photo below). It is a 50 ton steeple cab electric freight motor built by General Electric. Delivered in 1922 it stayed in service until UP suspended operations on the line in 1985. September 24th was a rare opportunity for the public to see YVT Co 298 under power.

Yakima Valley Trolley's is accepting donations as one of 298's traction motors needs significant repairs.

.... Peter Bieber

You can learn more about the Yakima Valley Trolleys here:

<https://www.yakimavalleytrolleys.org>

Note that the current Yakima Valley Transportation Company is a modern trucking business not the historical organization nor a railroad.

....BC



Prototype Photo by Pete Bieber



Additional scenery photos of the new incline module on the HO layout. Members contributing to the construction effort are Bob Jensen, Bill Hupé, and David Woodward.



TRAIN SPOTTING

Chasing SD70s September 27, 2022

In today's modern railfan scene, finding anything other than an endless parade of GE/Wabtec Dash9/AC4400/ET/EC44 derivatives is a rarity. Occasionally an older EMD hood unit can be spotted but these are becoming more and more rare.

With this in mind, it was a special treat to see 4 different SD70s in a single day. Three were spotted in the AM and the 4th in the afternoon. While only the first unit was photographed in the morning, the remaining 2 plus the bonus shot (BNSF 9211) were captured in the afternoon.

(Continued on page 8)



Union Pacific SD70AH-(T4C)-9056(16-710 2 stroke V16)

Location: Siding, Dike Access Road

Time: 8:11 AM, Southbound, Intermodal

Note the lack of isolation cab on the short hood.

Union Pacific SD70AH – 8880

(16-710 2 stroke V16)

Location: Kalama, Time: 2:00 PM

Northbound, Running lite.

The isolation cab can be easily identified on 8880 by noting the vertical line at the front of the short hood.



Close observation of all 4 of these units reveals many spotting differences. Isolation cabs, headlight placement, even sun shade type. The model has had as many variations in its build as the GE/Webtec Dash-8/Dash-9/AC/ETC series of locomotives and requires an incredible memory or lots of reference materials handy to determine exactly which type is being spotted or modeled.

....John Forsythe



Canadian Pacific SD70ACU-7041
(rebuilt SD90MAC, Progress Rail, 2019-2020,
EMD 16-710 G3C)
Location: Kalama, Time: 2:06 PM
Northbound, Chemical hoppers?



BNSF SD70Ace - 9211 (16-710 2 stroke V16)
Location: Chehalis, Time: 4:15 PM
Northbound, Unit Tank (DPU)

SD70Ace reading:

https://locomotive.fandom.com/wiki/EMD_SD70ACe#Variants

<https://rrmodelcraftsman.com/union-pacific-emd-sd70aces-and-sd70ahs-prototype-data-and-details/>

SD70ACU reading:

https://en.wikipedia.org/wiki/EMD_SD70_series#SD70ACU


HOBBY SHOP VISIT PACIFIC RIM HOBBY, PORT ANGELES

I spent last weekend in Port Angeles while my wife was attending a knitting wares show. Since Pacific Rim Hobby is in PA we decided to take our trailer and make a weekend trip out of it.

Pacific Rim Hobby is one of the few remaining shops in Western Washington with a very good stock of model railroading related merchandise.

I was in the market for some PFE reefers to go with my SP post war GS4 steamer. Alas none were available, BUT there was an Atlas GP9, in UP paint, with a decoder installed for a reasonable price. After my less than pleasant experience with a new Broadway Limited NW2, I had the loco test run and was happy to see it work without issue.

(Continued on page 10)



These photos only show some of the model railroading related merchandise. The other side of the shop has much more to offer for the kid in all of us.

(Continued from page 9)


The owner is Greg Scherer. I made a deal with him: if he would allow me to photograph him for the newsletter I would buy the locomotive. He agreed and so the deal was made.

The photos give an idea of how well the shop is stocked. Not just rolling stock, structure kits, track, and scenery materials, but tools and related modeling supplies are on hand. While the model railroad merchandise occupies only about 40% of the store, the range of items is very impressive. I have not found another hobby shop in Western Washington with this large of a selection.

The shop will do mail orders, so give it a try some time. And while it is a drive from Kitsap County, the scenery is beautiful. There are several good places to eat in PA. I had a long awaited IPA (currently on a diet) and pan fried oysters for lunch.

As a side note the building is a former office of the long gone Seattle & North Coast Railroad. This railroad ran between Port Townsend and Port Angeles with a barge link to Seattle from PT. It is the inspiration for my home layout.

....BC



*The building back in the railroading days....
And now...
as the home of the Pacific Rim Hobby.*



Pacific Rim Hobby owner Greg Scherer holding my new Atlas UP GP9 locomotive.


The shop address is:

138 W. Railroad Ave, Port Angeles, 98362

360-457-0794 prhobby@olympen.com

Tuesday - Saturday 11-3

Also on Facebook



My lunch at Smugglers Bar & Grill, just a short walk on Railroad Ave from the hobby shop.